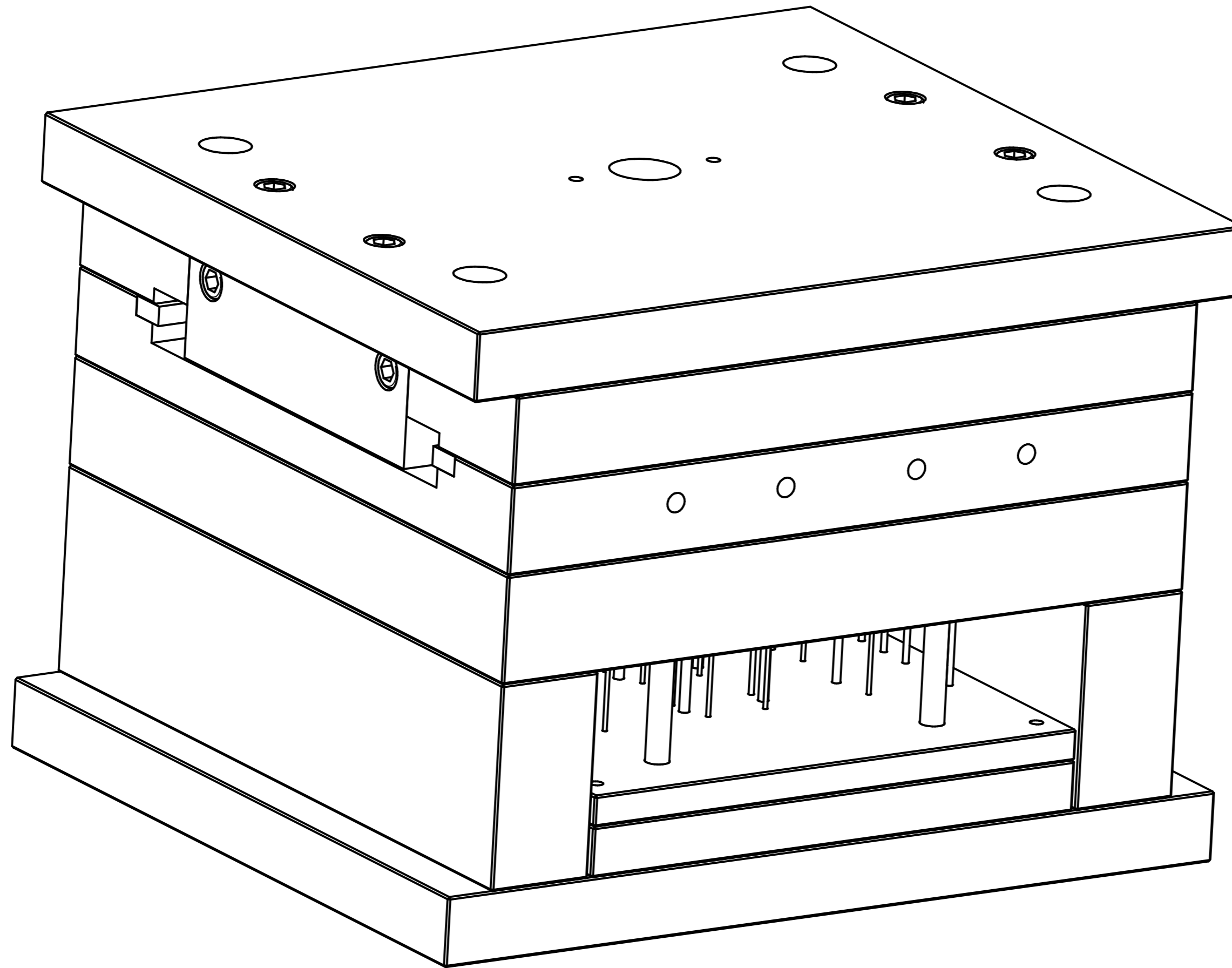
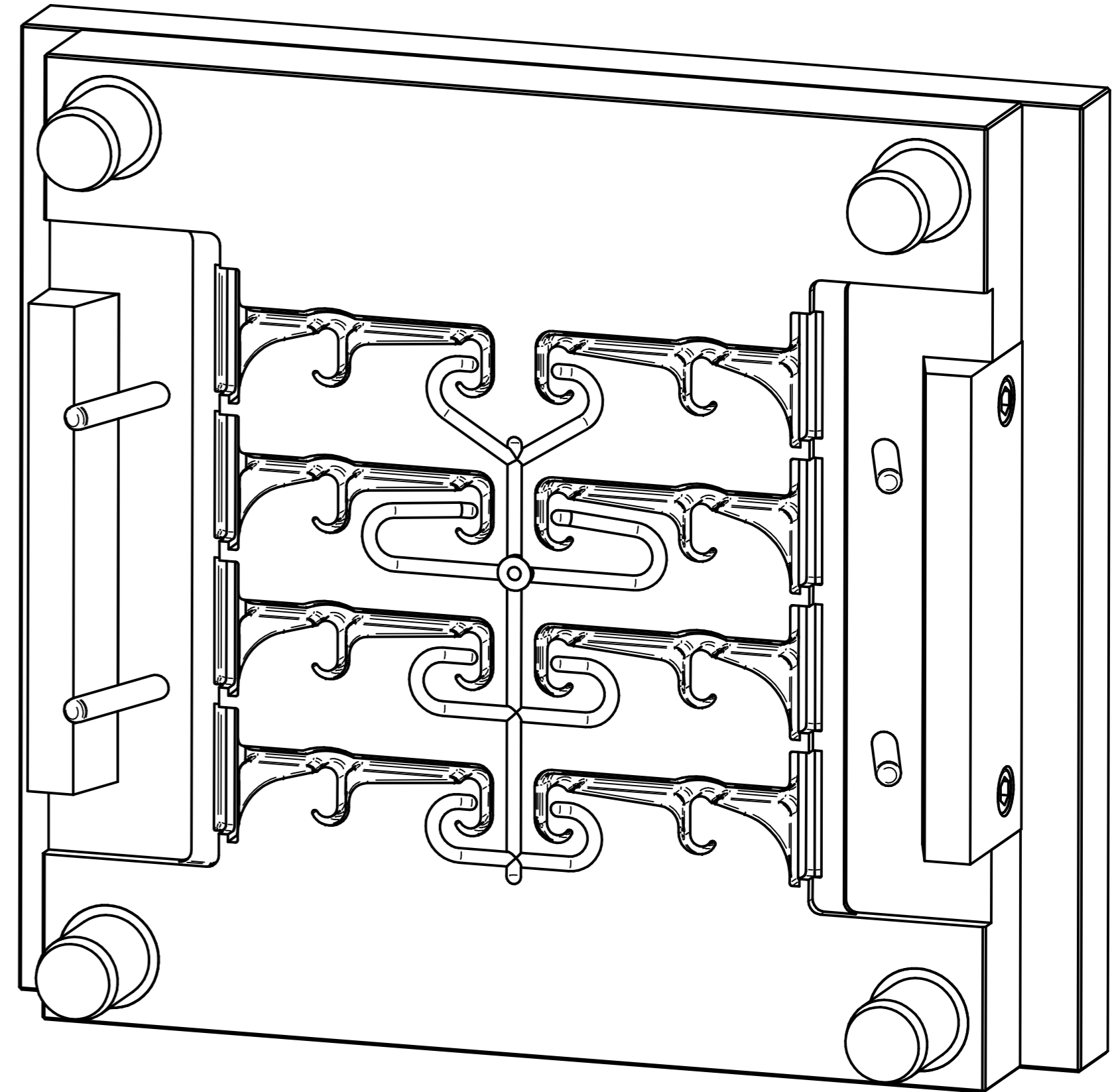
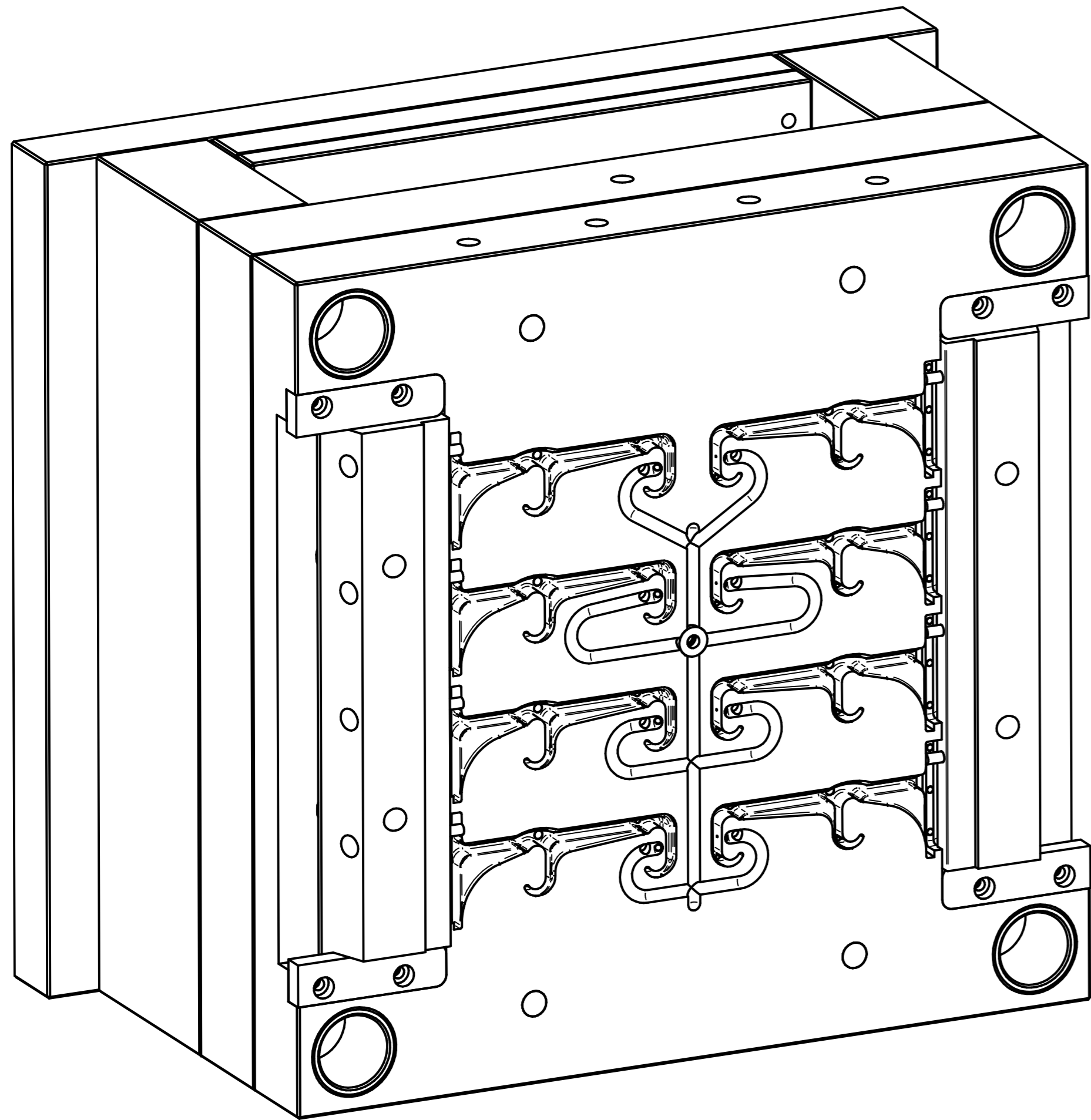


| REVISION HISTORY |             |      |          |
|------------------|-------------|------|----------|
| REV              | DESCRIPTION | DATE | APPROVED |
|                  |             |      |          |



|   |      |          |  |         |
|---|------|----------|--|---------|
|   | NAME | DATE     | <b>PREMAC</b>                              |         |
| DRAWN   | Dan  | 02/07/12 |  |         |
| APPROVED  |      |          |  |         |
| MATERIAL  |      |          |  |         |
| TREATMENT   |      |          | TITLE                                      |         |
| UNLESS OTHERWISE SPECIFIED<br>DIMENSIONS ARE IN MILLIMETERS |      |          | SIZE<br>A4                                 | DWG NO  |
| 1 <sup>st</sup> ANGLE<br>ANGLES ±0.1°                       |      |          | FILE NAME: Double Hanger Bracket Mould.dft | REV     |
| 2 PL ±0.02 3 PL ±0.005                                      |      |          | SCALE:                                     | WEIGHT: |
|   |      |          | SHEET 1 OF 4                               |         |

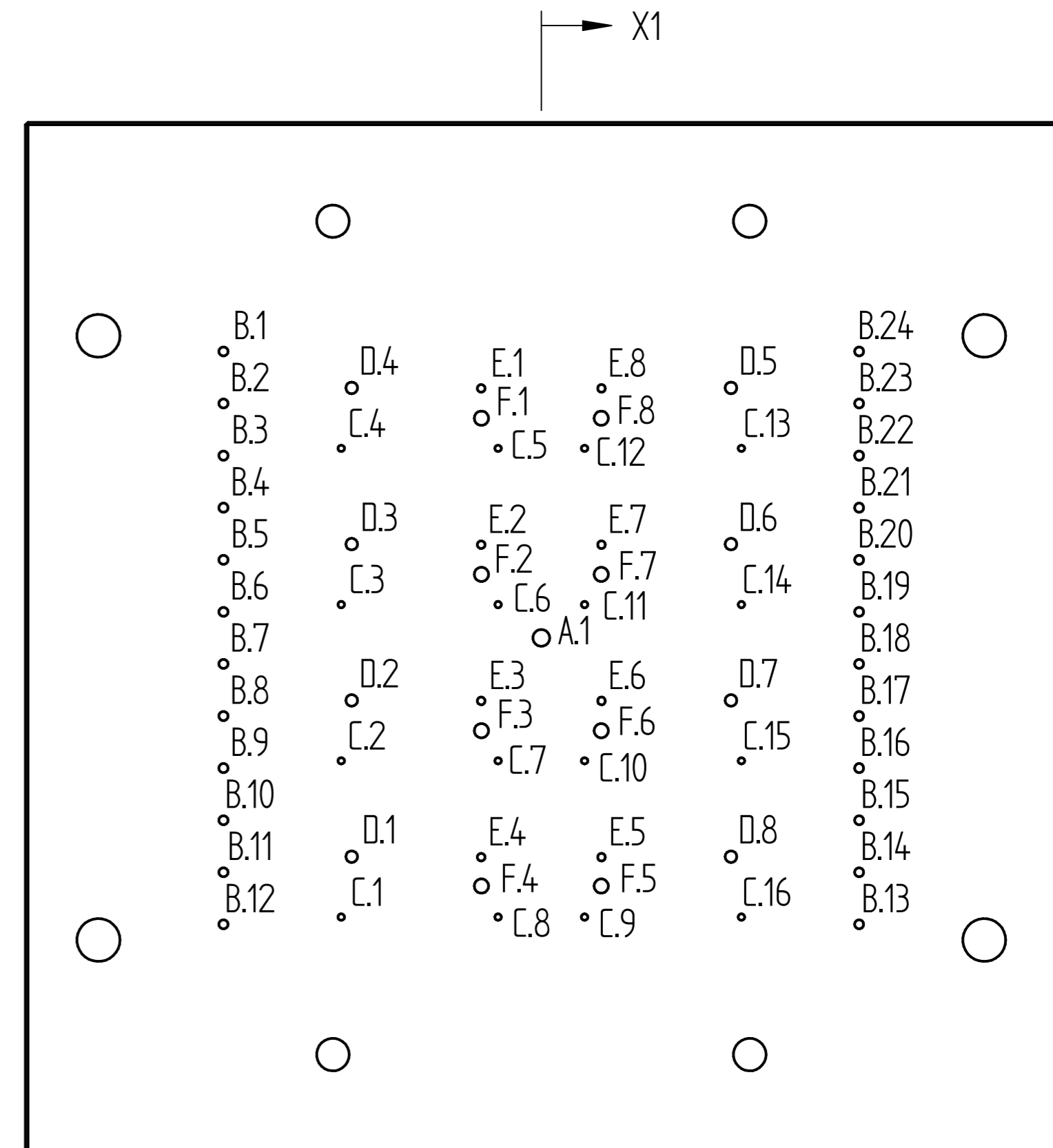
| REVISION HISTORY |             |      |          |
|------------------|-------------|------|----------|
| REV              | DESCRIPTION | DATE | APPROVED |
|                  |             |      |          |



|   |      |          |  |              |     |
|---|------|----------|--|--------------|-----|
| DRAWN   | NAME | DATE     | <b>PREMAC</b>                              |              |     |
| APPROVED  | Dan  | 02/07/12 |  |              |     |
| MATERIAL  |      |          |  |              |     |
| TREATMENT   |      |          |  |              |     |
| UNLESS OTHERWISE SPECIFIED<br>DIMENSIONS ARE IN MILLIMETERS |      |          | SIZE                                       | DWG NO       | REV |
| 1st ANGLE<br>ANGLES ±0.1°                                   |      |          | A4   |              |     |
| 2 PL ±0.02 3 PL ±0.005                                      |      |          | FILE NAME: Double Hanger Bracket Mould.dft |              |     |
| SCALE:  |      | WEIGHT:  |  | SHEET 2 OF 4 |     |

| REVISION HISTORY |             |      |          |
|------------------|-------------|------|----------|
| REV              | DESCRIPTION | DATE | APPROVED |
|                  |             |      |          |

| Hole Table |         |         |      | Hole Table |        |         |      | Hole Table |        |        |      |
|------------|---------|---------|------|------------|--------|---------|------|------------|--------|--------|------|
| Hole       | X       | Y       | Size | Hole       | X      | Y       | Size | Hole       | X      | Y      | Size |
| A.1        | 0,00    | 0,00    | 6,50 | C.1        | -76,80 | -107,20 | 2,50 | E.2        | -23,10 | 35,80  | 3,00 |
| B.1        | -122,00 | 110,00  | 3,50 | C.2        | -76,80 | -47,20  | 2,50 | E.3        | -23,10 | -24,20 | 3,00 |
| B.2        | -122,00 | 90,00   | 3,50 | C.3        | -76,80 | 12,80   | 2,50 | E.4        | -23,10 | -84,20 | 3,00 |
| B.3        | -122,00 | 70,00   | 3,50 | C.4        | -76,80 | 72,80   | 2,50 | E.5        | 23,10  | -84,20 | 3,00 |
| B.4        | -122,00 | 50,00   | 3,50 | C.5        | -16,60 | 72,80   | 2,50 | E.6        | 23,10  | -24,20 | 3,00 |
| B.5        | -122,00 | 30,00   | 3,50 | C.6        | -16,60 | 12,80   | 2,50 | E.7        | 23,10  | 35,80  | 3,00 |
| B.6        | -122,00 | 10,00   | 3,50 | C.7        | -16,60 | -47,20  | 2,50 | E.8        | 23,10  | 95,80  | 3,00 |
| B.7        | -122,00 | -10,00  | 3,50 | C.8        | -16,60 | -107,20 | 2,50 | F.1        | -23,00 | 84,37  | 5,50 |
| B.8        | -122,00 | -30,00  | 3,50 | C.9        | 16,60  | -107,20 | 2,50 | F.2        | -23,00 | 24,37  | 5,50 |
| B.9        | -122,00 | -50,00  | 3,50 | C.10       | 16,60  | -47,20  | 2,50 | F.3        | -23,00 | -35,63 | 5,50 |
| B.10       | -122,00 | -70,00  | 3,50 | C.11       | 16,60  | 12,80   | 2,50 | F.4        | -23,00 | -95,28 | 5,50 |
| B.11       | -122,00 | -90,00  | 3,50 | C.12       | 16,60  | 72,80   | 2,50 | F.5        | 23,00  | -95,28 | 5,50 |
| B.12       | -122,00 | -110,00 | 3,50 | C.13       | 76,80  | 72,80   | 2,50 | F.6        | 23,00  | -35,63 | 5,50 |
| B.13       | 122,00  | -110,00 | 3,50 | C.14       | 76,80  | 12,80   | 2,50 | F.7        | 23,00  | 24,37  | 5,50 |
| B.14       | 122,00  | -90,00  | 3,50 | C.15       | 76,80  | -47,20  | 2,50 | F.8        | 23,00  | 84,37  | 5,50 |
| B.15       | 122,00  | -70,00  | 3,50 | C.16       | 76,80  | -107,20 | 2,50 |            |        |        |      |
| B.16       | 122,00  | -50,00  | 3,50 | D.1        | -72,80 | -84,00  | 4,50 |            |        |        |      |
| B.17       | 122,00  | -30,00  | 3,50 | D.2        | -72,80 | -24,00  | 4,50 |            |        |        |      |
| B.18       | 122,00  | -10,00  | 3,50 | D.3        | -72,80 | 36,00   | 4,50 |            |        |        |      |
| B.19       | 122,00  | 10,00   | 3,50 | D.4        | -72,80 | 96,00   | 4,50 |            |        |        |      |
| B.20       | 122,00  | 30,00   | 3,50 | D.5        | 72,80  | 96,00   | 4,50 |            |        |        |      |
| B.21       | 122,00  | 50,00   | 3,50 | D.6        | 72,80  | 36,00   | 4,50 |            |        |        |      |
| B.22       | 122,00  | 70,00   | 3,50 | D.7        | 72,80  | -24,00  | 4,50 |            |        |        |      |
| B.23       | 122,00  | 90,00   | 3,50 | D.8        | 72,80  | -84,00  | 4,50 |            |        |        |      |
| B.24       | 122,00  | 110,00  | 3,50 | E.1        | -23,10 | 95,80   | 3,00 |            |        |        |      |

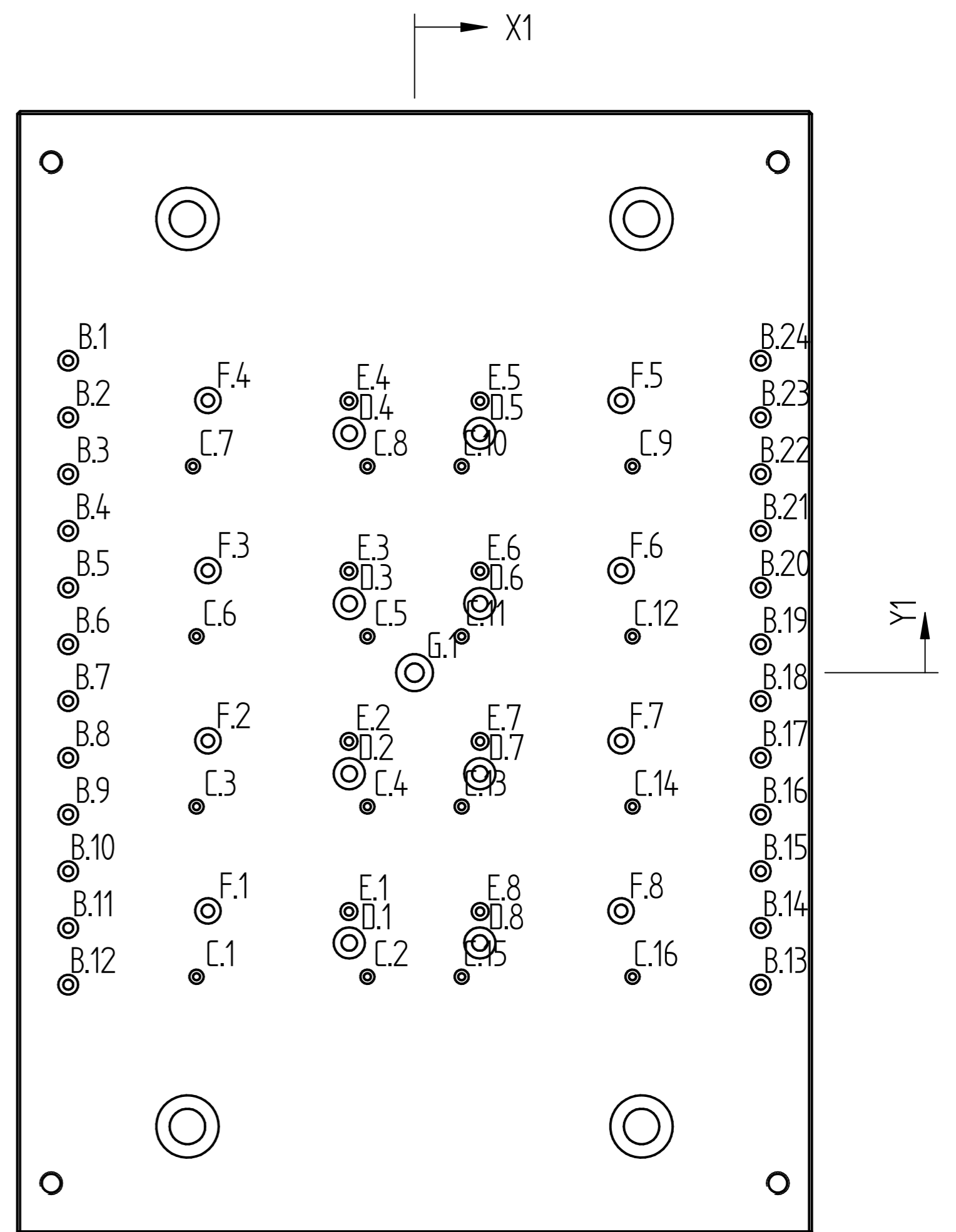


## SUPPORT PLATE

|   |      |          |  |         |              |
|---|------|----------|--|---------|--------------|
|   | NAME | DATE     | <b>PREMAC</b>                              |         |              |
| DRAWN   | Dan  | 02/07/12 |  |         |              |
| APPROVED  |      |          |  |         |              |
| MATERIAL  |      |          |  |         |              |
| TREATMENT   |      |          | TITLE                                      |         |              |
| UNLESS OTHERWISE SPECIFIED<br>DIMENSIONS ARE IN MILLIMETERS |      |          | SIZE<br>A4                                 | DWG NO  | REV          |
| 1st ANGLE<br>ANGLES ±0.1°                                   |      |          | FILE NAME: Double Hanger Bracket Mould.dft |         |              |
| 2 PL ±0.02 3 PL ±0.005                                      |      |          | SCALE:                                     | WEIGHT: | SHEET 3 OF 4 |

| REVISION HISTORY |             |      |          |
|------------------|-------------|------|----------|
| REV              | DESCRIPTION | DATE | APPROVED |
|                  |             |      |          |

| Hole Table |         |         |        |            | Hole Table |        |         |        |             |
|------------|---------|---------|--------|------------|------------|--------|---------|--------|-------------|
| Hole       | X       | Y       | Size   | C - Bore   | Hole       | X      | Y       | Size   | C - Bore    |
| B.1        | -122,00 | 110,00  | φ 3,50 | φ7,00-3,05 | C.10       | 16,60  | 72,80   | φ 2,50 | φ5,00-2,05  |
| B.2        | -122,00 | 90,00   | φ 3,50 | φ7,00-3,05 | C.11       | 16,60  | 12,80   | φ 2,50 | φ5,00-2,05  |
| B.3        | -122,00 | 70,00   | φ 3,50 | φ7,00-3,05 | C.12       | 76,80  | 12,80   | φ 2,50 | φ5,00-2,05  |
| B.4        | -122,00 | 50,00   | φ 3,50 | φ7,00-3,05 | C.13       | 16,60  | -47,20  | φ 2,50 | φ5,00-2,05  |
| B.5        | -122,00 | 30,00   | φ 3,50 | φ7,00-3,05 | C.14       | 76,80  | -47,20  | φ 2,50 | φ5,00-2,05  |
| B.6        | -122,00 | 10,00   | φ 3,50 | φ7,00-3,05 | C.15       | 16,60  | -107,20 | φ 2,50 | φ5,00-2,05  |
| B.7        | -122,00 | -10,00  | φ 3,50 | φ7,00-3,05 | C.16       | 76,80  | -107,20 | φ 2,50 | φ5,00-2,05  |
| B.8        | -122,00 | -30,00  | φ 3,50 | φ7,00-3,05 | D.1        | -23,00 | -95,28  | φ 5,50 | φ11,00-3,05 |
| B.9        | -122,00 | -50,00  | φ 3,50 | φ7,00-3,05 | D.2        | -23,00 | -35,63  | φ 5,50 | φ11,00-3,05 |
| B.10       | -122,00 | -70,00  | φ 3,50 | φ7,00-3,05 | D.3        | -23,00 | 24,37   | φ 5,50 | φ11,00-3,05 |
| B.11       | -122,00 | -90,00  | φ 3,50 | φ7,00-3,05 | D.4        | -23,00 | 84,37   | φ 5,50 | φ11,00-3,05 |
| B.12       | -122,00 | -110,00 | φ 3,50 | φ7,00-3,05 | D.5        | 23,00  | 84,37   | φ 5,50 | φ11,00-3,05 |
| B.13       | 122,00  | -110,00 | φ 3,50 | φ7,00-3,05 | D.6        | 23,00  | 24,37   | φ 5,50 | φ11,00-3,05 |
| B.14       | 122,00  | -90,00  | φ 3,50 | φ7,00-3,05 | D.7        | 23,00  | -35,63  | φ 5,50 | φ11,00-3,05 |
| B.15       | 122,00  | -70,00  | φ 3,50 | φ7,00-3,05 | D.8        | 23,00  | -95,28  | φ 5,50 | φ11,00-3,05 |
| B.16       | 122,00  | -50,00  | φ 3,50 | φ7,00-3,05 | E.1        | -23,10 | -84,20  | φ 3,00 | φ6,00-2,05  |
| B.17       | 122,00  | -30,00  | φ 3,50 | φ7,00-3,05 | E.2        | -23,10 | -24,20  | φ 3,00 | φ6,00-2,05  |
| B.18       | 122,00  | -10,00  | φ 3,50 | φ7,00-3,05 | E.3        | -23,10 | 35,80   | φ 3,00 | φ6,00-2,05  |
| B.19       | 122,00  | 10,00   | φ 3,50 | φ7,00-3,05 | E.4        | -23,10 | 95,80   | φ 3,00 | φ6,00-2,05  |
| B.20       | 122,00  | 30,00   | φ 3,50 | φ7,00-3,05 | E.5        | 23,10  | 95,80   | φ 3,00 | φ6,00-2,05  |
| B.21       | 122,00  | 50,00   | φ 3,50 | φ7,00-3,05 | E.6        | 23,10  | 35,80   | φ 3,00 | φ6,00-2,05  |
| B.22       | 122,00  | 70,00   | φ 3,50 | φ7,00-3,05 | E.7        | 23,10  | -24,20  | φ 3,00 | φ6,00-2,05  |
| B.23       | 122,00  | 90,00   | φ 3,50 | φ7,00-3,05 | E.8        | 23,10  | -84,20  | φ 3,00 | φ6,00-2,05  |
| B.24       | 122,00  | 110,00  | φ 3,50 | φ7,00-3,05 | F.1        | -72,80 | -84,00  | φ 4,50 | φ9,00-3,05  |
| C.1        | -76,80  | -107,20 | φ 2,50 | φ5,00-2,05 | F.2        | -72,80 | -24,00  | φ 4,50 | φ9,00-3,05  |
| C.2        | -16,60  | -107,20 | φ 2,50 | φ5,00-2,05 | F.3        | -72,80 | 36,00   | φ 4,50 | φ9,00-3,05  |
| C.3        | -76,80  | -47,20  | φ 2,50 | φ5,00-2,05 | F.4        | -72,80 | 96,00   | φ 4,50 | φ9,00-3,05  |
| C.4        | -16,60  | -47,20  | φ 2,50 | φ5,00-2,05 | F.5        | 72,80  | 96,00   | φ 4,50 | φ9,00-3,05  |
| C.5        | -16,60  | 12,80   | φ 2,50 | φ5,00-2,05 | F.6        | 72,80  | 36,00   | φ 4,50 | φ9,00-3,05  |
| C.6        | -76,80  | 12,80   | φ 2,50 | φ5,00-2,05 | F.7        | 72,80  | -24,00  | φ 4,50 | φ9,00-3,05  |
| C.7        | -78,05  | 72,80   | φ 2,50 | φ5,00-2,05 | F.8        | 72,80  | -84,00  | φ 4,50 | φ9,00-3,05  |
| C.8        | -16,60  | 72,80   | φ 2,50 | φ5,00-2,05 | G.1        | 0,00   | 0,00    | φ 6,50 | φ13,00-5,05 |
| C.9        | 76,80   | 72,80   | φ 2,50 | φ5,00-2,05 |            |        |         |        |             |



# EJECTOR PLATE

|   |      |          |  |         |
|---|------|----------|--|---------|
| DRAWN   | NAME | DATE     | <b>PREMAC</b>                              |         |
| APPROVED  | Dan  | 02/07/12 |  |         |
| MATERIAL  |      |          | TITLE                                      |         |
| TREATMENT   |      |          | FILE NAME: Double Hanger Bracket Mould.dft |         |
| UNLESS OTHERWISE SPECIFIED<br>DIMENSIONS ARE IN MILLIMETERS |      |          | SIZE<br>A4                                 | DWG NO  |
| 1st ANGLE<br>ANGLES ±0.1°                                   |      |          | SCALE:                                     | WEIGHT: |
| 2 PL ±0.02 3 PL ±0.005                                      |      |          | SHEET 4 OF 4                               |         |